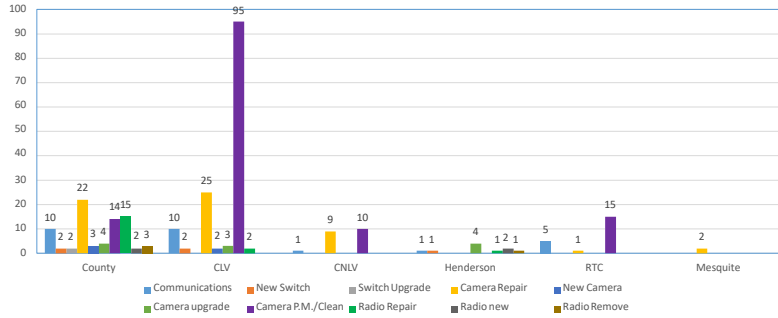


1

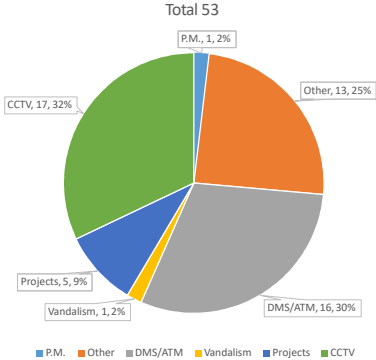
AMS Issues Resolved



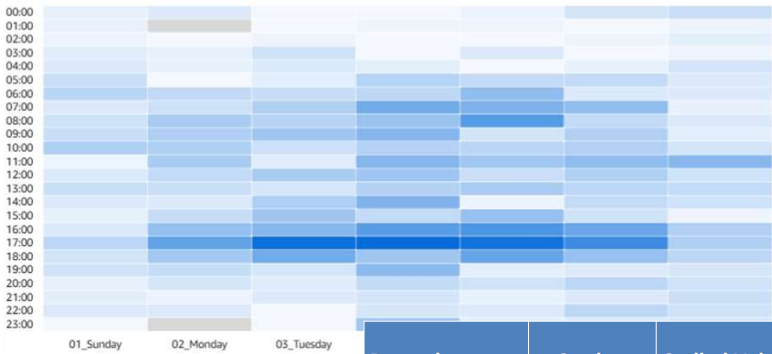
2

1

FMS Work Orders



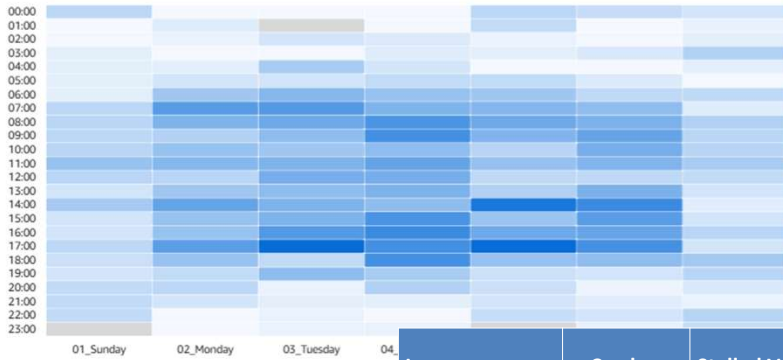
Average Incidents by Time



December 2025 Incident Management

December	Crashes	Stalled Veh.	Police Act.	Other	Veh. Fires	Totals
Total	1553	278	41	40	12	1924
M-F overnight	92	8	3	4	1	108
Saturday Overnight	37	4	1	1	0	43
Sunday Overnight	40	5	6	0	0	51

Average Incidents by Time

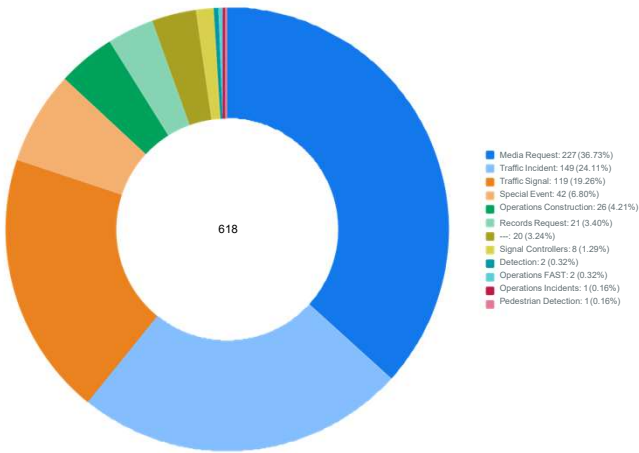


January 2026 Incident Management

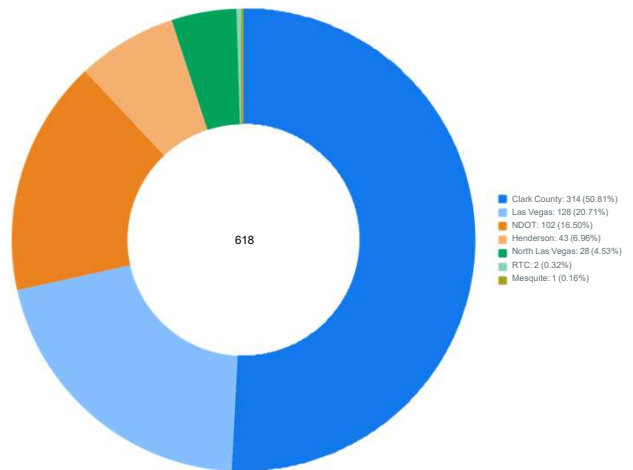
January	Crashes	Stalled Veh.	Police Act.	Other	Veh. Fires	Totals
Total	1407	497	25	31	13	1973
M-F overnight	87	17	8	7	2	121
Saturday Overnight	37	7	3	2	0	49
Sunday Overnight	23	4	2	2	0	31

5

Total Issues by Type



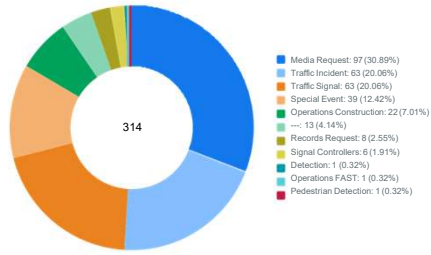
Total Issues by Agency



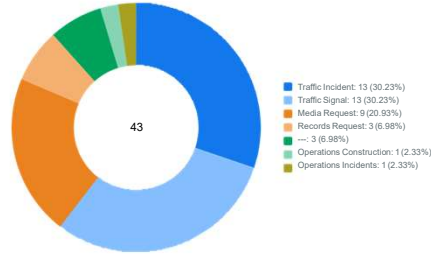
6

3

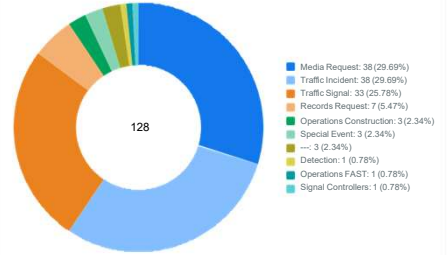
Issues by Type- Clark County



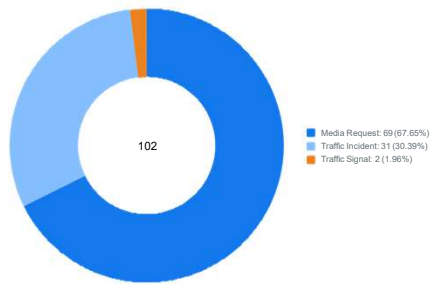
Issues by Jurisdiction- City of Henderson



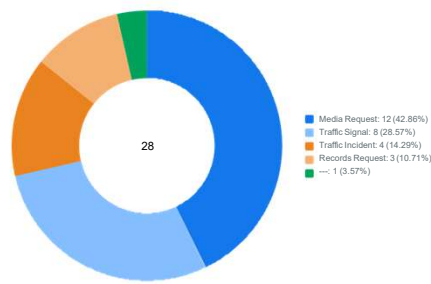
Issues by Type- City of Las Vegas



Issues by Type- NBDOT



Issues by Type- City of N. Las Vegas



Issues by Type- RTC

