



600 S. Grand Central Pkwy. • Las Vegas, Nevada 89106-4512 • 702-676-1500 • FAX: 702-676-1518

Tina Quigley,  
General Manager

May 15, 2014

State of Nevada, Department of Taxation  
Local Government Finance Section  
Attn: Warner Ambrose, Analyst  
1550 East College Parkway, Suite 115  
Carson City, Nevada 89706-7921

The Regional Transportation Commission of Southern Nevada herewith submits the Final Budget for the fiscal year ending June 30, 2015.


The budget contains six funds, including Debt Service. None of the funds require property taxes.

The budget contains five governmental fund types with estimated expenditures of \$642,835,287 and one proprietary fund with estimated expenditures of \$229,025,037.

Copies of this budget have been filed for public record and inspection in the offices enumerated in NRS 354.596 (Local Government Budget and Finance Act).



CERTIFICATION:

I, TINA QUIGLEY, General Manager, certify that all applicable funds and financial operations of the Local Government are listed herein.

Signed:  Dated: 5.20.14

Scheduled Public Hearing: May 15, 2014 at 8:45 AM.  
Publication Date: May 6, 2014  
Place of Hearing: Clark County Commission Chambers  
500 S. Grand Central Parkway  
Las Vegas, Nevada 89106

APPROVED BY THE GOVERNING BOARD:

  
DocuSigned by:  
John S. Lee  
2980F33200F08478

DocuSigned by:  
Councilwoman Debra March  
330C80A868AA30

DocuSigned by:  
Ryan Collier  
30AC35A3581411

DocuSigned by:  
Councilman Steve Ross

FINAL BUDGET  
REGIONAL TRANSPORTATION COMMISSION  
OF SOUTHERN NEVADA  
FY 2014-2015

TABLE OF CONTENTS

I.	<u>INTRODUCTION</u>	
	Transmittal Letter	
	Table of Contents	
II.	<u>SUMMARY FORMS</u>	
	Schedule S-2, Statistical Data.....	1
	Schedule A, Estimated Revenues & Other Resources.....	2
	Schedule A-1, Estimated Expenditures & Other Uses .....	3
	Schedule A-2, Proprietary and Non-Expendable Trust Funds.....	4
III.	<u>GOVERNMENTAL FUND TYPES AND EXPENDABLE TRUST FUNDS</u>	
	Schedule B - Regional Transportation Commission.....	5
	Schedule B - Regional Transportation.....	6
	Schedule B - Highway Improvement Project Acquisition.....	7
	Schedule B - RTC Highway Improvement.....	8
	Schedule C - RTC Debt Service/Debt Service Reserve .....	9
IV.	<u>PROPRIETARY FUNDS</u>	
	Schedule F-1 - Public Transit .....	11
	Schedule F-2 - Public Transit .....	12
V.	<u>SUPPLEMENTARY INFORMATION</u>	
	Schedule C-1 - Indebtedness.....	13
	Schedule T - Transfer Reconciliation .....	14
	Lobbying Expense Estimate.....	17
	Schedule of Existing Contracts.....	18
	Schedule of Privatization Contracts.....	19
	Public Hearing Proof of Publication.....	20

FULL TIME EQUIVALENT EMPLOYEES BY FUNCTION

	ACTUAL PRIOR YEAR ENDING 06/30/13	ESTIMATED CURRENT YEAR ENDING 06/30/14	BUDGET YEAR ENDING 06/30/15
General Government			
Judicial			
Public Safety			
Public Works	287.5	294.5	301
Sanitation			
Health			
Welfare			
Culture and Recreation			
Community Support			
<b>TOTAL GENERAL GOVERNMENT</b>	<b>287.5</b>	<b>294.5</b>	<b>301</b>
Utilities			
Hospitals			
Transit Systems			
Airports			
Other			
<b>TOTAL</b>	<b>287.5</b>	<b>294.5</b>	<b>301</b>

POPULATION (AS OF JULY 1)			
SOURCE OF POPULATION ESTIMATE*			
Assessed Valuation (Secured and Unsecured Only)			
Net Proceeds of Mines			
TOTAL ASSESSED VALUE			
TAX RATE			
General Fund			
Special Revenue Funds			
Capital Projects Funds			
Debt Service Funds			
Enterprise Fund			
Other			
<b>TOTAL TAX RATE</b>	<b>0</b>	<b>0</b>	<b>0</b>

\* Use the population certified by the state in March each year. Small districts may use a number developed per the instructions (page 6) or the best information available.

REGIONAL TRANSPORTATION COMMISSION OF SOUTHERN NEVADA  
(Local Government)

SCHEDULE S-2 - STATISTICAL DATA







<b>REVENUES</b>	(1)	(2)	(3) BUDGET YEAR ENDING 06/30/15	
	ACTUAL PRIOR YEAR ENDING 6/30/2013	ESTIMATED CURRENT YEAR ENDING 6/30/2014	TENTATIVE APPROVED	FINAL APPROVED
Federal & State Grants	4,966,844	4,035,000	7,547,820	7,547,820
Interest	14,839	12,000	12,000	12,000
Other	2,459,547	2,083,565	1,918,000	1,918,000
Subtotal	7,441,230	6,130,565	9,477,820	9,477,820
OTHER FINANCING SOURCES:				
Operating Transfers In (Schedule T)				
From Fund 02, RTC Transportation	2,974,826	2,817,453	3,758,010	3,758,010
From Fund 05, RTC Hwy Imp Acq	6,480,000	9,000,000	9,250,000	9,250,000
From Fund 06, RTC Hwy Imp	1,578,500	492,343	1,000,000	1,000,000
From Fund 50, Public Transit	7,480,000	9,000,000	9,250,000	9,250,000
Subtotal	18,513,326	21,309,796	23,258,010	23,258,010
BEGINNING FUND BALANCE				
Reserved	5,711,074	4,049,107	4,716,099	4,716,099
Unreserved				
TOTAL BEGINNING FUND BALANCE	5,711,074	4,049,107	4,716,099	4,716,099
Prior Period Adjustment(s)				
Residual Equity Transfers				
TOTAL RESOURCES	31,665,630	31,489,468	37,451,929	37,451,929
<b>EXPENDITURES</b>				
Salaries	11,079,678	11,587,326	12,984,652	12,984,652
Benefits	4,220,482	4,119,201	5,085,281	5,085,281
Services & Supplies	8,880,573	10,361,842	13,178,624	13,178,624
Capital Outlay	3,435,790	705,000	2,409,000	2,409,000
Subtotal	27,616,523	26,773,369	33,657,557	33,657,557
OTHER USES				
CONTINGENCY (not to exceed 3% of total expenditures)				
Operating Transfers Out (Schedule T)				
Subtotal	0	0	0	0
ENDING FUND BALANCE				
Reserved	4,049,107	4,716,099	3,794,372	3,794,372
Unreserved				
TOTAL ENDING FUND BALANCE	4,049,107	4,716,099	3,794,372	3,794,372
TOTAL COMMITMENTS & FUND BALANCE	31,665,630	31,489,468	37,451,929	37,451,929

**REGIONAL TRANSPORTATION COMMISSION OF SOUTHERN NEVADA**  
(Local Government)

SCHEDULE B FUND 01

FUND Regional Transportation Commission

	(1)	(2)	(3) (4) BUDGET YEAR ENDING 06/30/15	
	ACTUAL PRIOR YEAR ENDING 6/30/2013	ESTIMATED CURRENT YEAR ENDING 6/30/2014	TENTATIVE APPROVED	FINAL APPROVED
<b>REVENUES</b>				
County Option Sales & Use Tax	39,752,304	41,739,919	42,992,117	42,992,117
Interest	8,822	0	0	0
Other	0	0	0	0
Subtotal	39,761,126	41,739,919	42,992,117	42,992,117
OTHER FINANCING SOURCES:				
Operating Transfers In (Schedule T)				
Subtotal	0	0	0	0
BEGINNING FUND BALANCE				
Reserved	527,607	985,931	513,764	513,764
Unreserved				
TOTAL BEGINNING FUND BALANCE	527,607	985,931	513,764	513,764
Prior Period Adjustment(s)				
Residual Equity Transfers				
TOTAL RESOURCES	40,288,733	42,725,850	43,505,881	43,505,881
<b>EXPENDITURES</b>				
Services & Supplies	6,360,867	6,678,387	7,145,874	7,145,874
Subtotal	6,360,867	6,678,387	7,145,874	7,145,874
OTHER USES				
CONTINGENCY (not to exceed 3% of total expenditures)				
Operating Transfers Out (Schedule T)				
To Fund 01, RTC	2,974,826	2,817,453	3,758,010	3,758,010
To Fund 06, RTC Hwy Imp	29,967,109	32,716,246	32,100,000	32,100,000
Subtotal	32,941,935	35,533,699	35,858,010	35,858,010
ENDING FUND BALANCE				
Reserved	985,931	513,764	501,997	501,997
Unreserved				
TOTAL ENDING FUND BALANCE	985,931	513,764	501,997	501,997
TOTAL COMMITMENTS & FUND BALANCE	40,288,733	42,725,850	43,505,881	43,505,881

**REGIONAL TRANSPORTATION COMMISSION OF SOUTHERN NEVADA**  
(Local Government)

SCHEDULE B FUND 02

FUND Regional Transportation

REVENUES	(1)	(2)	(3) BUDGET YEAR ENDING 06/30/15	
	ACTUAL PRIOR YEAR ENDING 6/30/2013	ESTIMATED CURRENT YEAR ENDING 6/30/2014	TENTATIVE APPROVED	FINAL APPROVED
County Option Motor Vehicle Fuel Tax	65,339,861	65,339,861	65,339,861	65,339,861
Fuel Tax Indexing	0	12,132,763	50,040,367	50,040,367
Interest	43,480	0	0	0
Grants and Reimbursables	0	0	49,470,000	49,470,000
Other	240,380	0	0	0
Subtotal	65,623,721	77,472,624	164,850,228	164,850,228
OTHER FINANCING SOURCES:				
Operating Transfers In (Schedule T)				
Subtotal	0	0	0	0
Bonds Issued	0	100,000,000	230,000,000	230,000,000
BEGINNING FUND BALANCE				
Reserved	57,518,980	65,366,574	141,147,701	141,147,701
Unreserved				
TOTAL BEGINNING FUND BALANCE	57,518,980	65,366,574	141,147,701	141,147,701
Prior Period Adjustment(s)				
Residual Equity Transfers				
TOTAL RESOURCES	123,142,701	242,839,198	535,997,929	535,997,929
EXPENDITURES				
Services & Supplies	29,140	29,927	30,735	30,735
Capital Outlay	6,874,401	52,672,210	461,700,103	461,700,103
Bond Issuance Costs	0	619,650	1,610,000	1,610,000
Subtotal	6,903,541	53,321,787	463,340,838	463,340,838
OTHER USES				
Commerical Paper Paid	8,000,000	0	0	0
CONTINGENCY (not to exceed 3% of total expenditures)				
Operating Transfers Out (Schedule T)				
To Fund 01, RTC	6,480,000	9,000,000	9,250,000	9,250,000
To Fund 03/04, Debt Service	36,392,586	39,369,710	62,421,593	62,421,593
Subtotal	50,872,586	48,369,710	71,671,593	71,671,593
ENDING FUND BALANCE				
Reserved	65,366,574	141,147,701	985,498	985,498
Unreserved				
TOTAL ENDING FUND BALANCE	65,366,574	141,147,701	985,498	985,498
TOTAL COMMITMENTS & FUND BALANCE	123,142,701	242,839,198	535,997,929	535,997,929

REGIONAL TRANSPORTATION COMMISSION OF SOUTHERN NEVADA  
(Local Government)

SCHEDULE B FUND 05

FUND RTC Highway Improvement Acquisition

<b>REVENUES</b>	(1)	(2)	(3) BUDGET YEAR ENDING 06/30/15	
	ACTUAL PRIOR YEAR ENDING 6/30/2013	ESTIMATED CURRENT YEAR ENDING 6/30/2014	TENTATIVE APPROVED	FINAL APPROVED
Aviation Fuel Tax	3,756,040	3,279,894	3,279,894	3,279,894
Interest	126,335	0	0	0
Grants	3,809,739	6,228,575	240,000	240,000
Other	0	0	0	0
Subtotal	7,692,114	9,508,469	3,519,894	3,519,894
OTHER FINANCING SOURCES:				
Operating Transfers In (Schedule T)				
From Fund 02, RTC Transportation	29,967,109	32,716,246	32,100,000	32,100,000
From Fund 50, Public Transit	0	1,757,923	300,000	300,000
Subtotal	29,967,109	34,474,169	32,400,000	32,400,000
BEGINNING FUND BALANCE				
Reserved	98,696,315	70,751,863	64,006,821	64,006,821
Unreserved				
TOTAL BEGINNING FUND BALANCE	98,696,315	70,751,863	64,006,821	64,006,821
Prior Period Adjustment(s)				
Residual Equity Transfers				
TOTAL RESOURCES	136,355,538	114,734,501	99,926,715	99,926,715
<b>EXPENDITURES</b>				
Services & Supplies	16,633	20,076	20,000	20,000
Capital Outlay	36,090,607	22,123,000	66,156,150	66,156,150
Subtotal	36,107,240	22,143,076	66,176,150	66,176,150
OTHER USES				
CONTINGENCY (not to exceed 3% of total expenditures)				
Operating Transfers Out (Schedule T)				
To Fund 01, RTC	1,578,500	492,343	1,000,000	1,000,000
To Fund 03/04, Debt Service	27,917,935	28,092,261	28,321,077	28,321,077
To Fund 50, Public Transit				
Subtotal	29,496,435	28,584,604	29,321,077	29,321,077
ENDING FUND BALANCE				
Reserved	70,751,863	64,006,821	4,429,488	4,429,488
Unreserved				
TOTAL ENDING FUND BALANCE	70,751,863	64,006,821	4,429,488	4,429,488
TOTAL COMMITMENTS & FUND BALANCE	136,355,538	114,734,501	99,926,715	99,926,715

**REGIONAL TRANSPORTATION COMMISSION OF SOUTHERN NEVADA**  
(Local Government)

SCHEDULE B FUND 06

FUND        RTC Highway Improvement

<b><u>REVENUES</u></b>	(1)	(2)	(3) (4) BUDGET YEAR ENDING 06/30/15	
	ACTUAL PRIOR YEAR ENDING 6/30/2013	ESTIMATED CURRENT YEAR ENDING 6/30/2014	TENTATIVE APPROVED	FINAL APPROVED
Interest	746,054	950,000	0	10,000
IRS Rebate for BABS	3,394,648	3,229,617	2,738,444	2,738,444
Other				
Subtotal	4,140,702	4,179,617	2,738,444	2,748,444
OTHER FINANCING SOURCES (Specify):				
Transfers In (Schedule T)				
Bond Proceeds				
Premium				
Payment to Refunding				
From Fund 05, Hwy Proj Imp Acq	36,392,586	39,369,710	62,421,593	62,421,593
From Fund 06, 60, 61, 62, RTC Hwy Imp	27,917,935	28,092,261	28,321,077	28,321,077
Subtotal	64,310,521	67,461,971	90,742,670	90,742,670
BEGINNING FUND BALANCE				
Reserved	118,613,293	116,576,108	120,548,395	120,548,395
Unreserved				
TOTAL BEGINNING FUND BALANCE	118,613,293	116,576,108	120,548,395	120,548,395
Prior Period Adjustment(s)				
Residual Equity Transfers				
TOTAL AVAILABLE RESOURCES	187,064,516	188,217,696	214,029,509	214,039,509

**REGIONAL TRANSPORTATION COMMISSION OF SOUTHERN NEVADA**

(Local Government)

SCHEDULE C - DEBT SERVICE FUND

THE ABOVE DEBT IS REPAYED BY OPERATING RESOURCES

<b>EXPENDITURES AND RESERVES</b>	(1)	(2)	(3) (4) BUDGET YEAR ENDING 06/30/15	
	ACTUAL PRIOR YEAR ENDING 6/30/2013	ESTIMATED CURRENT YEAR ENDING 6/30/2014	TENTATIVE APPROVED	FINAL APPROVED
Type: Revenue Bonds				
Principal	32,845,000	32,080,000	33,030,000	33,030,000
Interest	37,622,361	35,579,301	39,484,868	39,484,868
Fiscal Agent Charges	0	0	0	0
Reserves - increase or (decrease)	0	0	0	0
Services and Supplies	21,047	10,000	0	10,000
<b>Subtotal</b>	<b>70,488,408</b>	<b>67,669,301</b>	<b>72,514,868</b>	<b>72,524,868</b>
<b>TOTAL RESERVED (MEMO ONLY)</b>				
Type: Debt Service and Reserve				
Debt Service, Fund 03	48,603,962	51,836,249	72,802,495	72,802,495
Debt Service Reserve, Fund 04	67,972,146	68,712,146	68,712,146	68,712,146
Fiscal Agent Charges				
Reserves - increase or (decrease)				
Services and Supplies				
<b>Subtotal</b>	<b>116,576,108</b>	<b>120,548,395</b>	<b>141,514,641</b>	<b>141,514,641</b>
<b>TOTAL RESERVED (MEMO ONLY)</b>				
Type:				
Principal				
Interest				
Fiscal Agent Charges				
Reserves - increase or (decrease)				
Services and Supplies				
<b>Subtotal</b>	<b>0</b>	<b>0</b>	<b>0</b>	<b>0</b>
<b>TOTAL RESERVED (MEMO ONLY)</b>				
Type:				
Principal				
Interest				
Fiscal Agent Charges				
Reserves - increase or (decrease)				
Services and Supplies				
<b>Subtotal</b>	<b>0</b>	<b>0</b>	<b>0</b>	<b>0</b>
<b>TOTAL RESERVED (MEMO ONLY)</b>				
ENDING FUND BALANCE	116,576,108	120,548,395	141,514,641	141,514,641
TOTAL COMMITMENTS & FUND BALANCE	187,064,516	188,217,696	214,029,509	214,039,509

REGIONAL TRANSPORTATION COMMISSION OF SOUTHERN NEVADA  
(Local Government)  
SCHEDULE C - DEBT SERVICE FUND

THE ABOVE DEBT IS REPAYED BY OPERATING RESOURCES

<b>PROPRIETARY FUND</b>	(1)	(2)	(3) (4) BUDGET YEAR ENDING 06/30/15	
	ACTUAL PRIOR YEAR ENDING 6/30/2013	ESTIMATED CURRENT YEAR ENDING 6/30/2014	TENTATIVE APPROVED	FINAL APPROVED
<b>OPERATING REVENUE</b>				
Charges for Services				
Public Works				
Public Transit Fares	69,297,909	70,169,130	70,870,821	70,870,821
Transit Advertising	2,058,008	2,400,000	2,400,000	2,400,000
Other	346,439	300,000	300,000	300,000
Total Operating Revenue	71,702,356	72,869,130	73,570,821	73,570,821
<b>OPERATING EXPENSE</b>				
Public Works				
Salaries & Wages	6,884,241	7,900,000	8,785,626	8,785,626
Benefits	3,675,551	3,960,595	4,268,015	4,268,015
Services & Supplies	162,611,723	167,000,000	175,971,396	175,971,396
Depreciation/Amortization	35,878,826	40,000,000	40,000,000	40,000,000
Total Operating Expense	209,050,341	218,860,595	229,025,037	229,025,037
Operating Income or (Loss)	(137,347,985)	(145,991,465)	(155,454,216)	(155,454,216)
<b>NONOPERATING REVENUES</b>				
Interest Earned	253,898	250,000	0	0
County Option Sales Tax	119,256,912	125,219,758	128,976,350	128,976,350
Federal & State Grants and Reimbursables	36,717,594	42,000,000	31,320,613	31,320,613
Gain on Sale of Capital Assets	64,003	0	0	0
Total Nonoperating Revenues	156,292,407	167,469,758	160,296,963	160,296,963
<b>NONOPERATING EXPENSES</b>				
Interest Expense				
Loss on Sale of Assets				
Capital Contributions and Donations	0	0	0	0
Total Nonoperating Expenses	0	0	0	0
Net Income before Operating Transfers	18,944,422	21,478,293	4,842,747	4,842,747
Operating Transfers (Schedule T)				
In				
Out to Fund 01, RTC	(7,480,000)	(9,000,000)	(9,250,000)	(9,250,000)
Out to Fund 06, RTC Highway Improvement		(1,757,923)	(300,000)	(300,000)
Net Operating Transfers	(7,480,000)	(10,757,923)	(9,550,000)	(9,550,000)
<b>NET INCOME</b>	<b>11,464,422</b>	<b>10,720,370</b>	<b>(4,707,253)</b>	<b>(4,707,253)</b>

REGIONAL TRANSPORTATION COMMISSION OF SOUTHERN NEVADA  
(Local Government)

SCHEDULE F-1 REVENUES, EXPENSES AND NET INCOME

FUND Public Transit, Fund 50

PROPRIETARY FUND	(1)	(2)	(3) (4) BUDGET YEAR ENDING 06/30/15	
	ACTUAL PRIOR YEAR ENDING 6/30/2013	ESTIMATED CURRENT YEAR ENDING 6/30/2014	TENTATIVE APPROVED	FINAL APPROVED
<b>A. CASH FLOWS FROM OPERATING ACTIVITIES:</b>				
Cash received from customers	65,357,943	70,169,130	70,870,821	73,270,821
Cash paid to employees for salaries & benefits	(9,595,943)	(11,860,595)	(13,053,641)	(13,053,641)
Cash paid for services & supplies	(145,258,671)	(167,000,000)	(175,871,396)	(175,971,396)
Other operating receipts	346,439	300,000	300,000	300,000
a. Net cash provided by (or used for) operating activities	(89,150,232)	(108,391,465)	(117,754,216)	(115,454,216)
<b>B. CASH FLOWS FROM NONCAPITAL FINANCING ACTIVITIES:</b>				
Cash provided by sales & use tax	117,708,199	125,219,758	128,976,350	128,976,350
Transfers to Fund 209, RTC	(7,480,000)	(9,000,000)	(9,250,000)	(9,250,000)
b. Net cash provided by (or used for) noncapital financing activities	110,228,199	116,219,758	119,726,350	119,726,350
<b>C. CASH FLOWS FROM CAPITAL AND RELATED FINANCING ACTIVITIES:</b>				
Repayment of loans payable				
Federal & State Grants and Reimbursables	35,400,410	42,000,000	31,320,613	31,320,613
Acquisition, construction, or improvement of capital assets	(38,773,168)	(40,000,000)	(52,057,426)	(52,057,426)
Proceeds from sale of capital assets	64,003	0	0	0
Transfers to Fund 06, 60, 61, 62 for Capital	0	1,757,923	300,000	(300,000)
c. Net cash provided by (or used for) capital and related financing activities	(3,308,755)	3,757,923	(20,436,813)	(21,036,813)
<b>D. CASH FLOWS FROM INVESTING ACTIVITIES:</b>				
Interest income	(173,582)	250,000	0	0
d. Net cash provided by (or used in) investing activities	(173,582)	250,000	0	0
NET INCREASE (DECREASE) in cash and cash equivalents (a+b+c+d)	17,595,630	11,836,216	(18,464,679)	(16,764,679)
CASH AND CASH EQUIVALENTS AT BEGINNING OF YEAR	91,485,488	110,443,923	121,164,293	121,164,293
CASH AND CASH EQUIVALENTS AT END OF YEAR	109,081,118	122,280,139	102,699,614	104,399,614

REGIONAL TRANSPORTATION COMMISSION OF SOUTHERN NEVADA  
(Local Government)

SCHEDULE F-2 STATEMENT OF CASH FLOWS

Public Transit, Fund 50

ALL EXISTING OR PROPOSED  
GENERAL OBLIGATION BONDS, REVENUE BONDS,  
MEDIUM-TERM FINANCING, CAPITAL LEASES AND  
SPECIAL ASSESSMENT BONDS

\* - Type  
1 - General Obligation Bonds  
2 - G.O. Revenue Supported Bonds  
3 - G.O. Special Assessment Bonds  
4 - Revenue Bonds  
5 - Medium-Term Financing

6 - Medium-Term Financing - Lease Purchase  
7 - Capital Leases  
8 - Special Assessment Bonds  
9 - Mortgages  
10 - Other (Specify Type)  
11 - Proposed (Specify Type)

(1)	(2)	(3)	(4)	(5)	(6)	(7)	(8)	(9)	(10)	(11)
NAME OF BOND OR LOAN List and Subtotal By Fund	*	TERM	ORIGINAL AMOUNT OF ISSUE	ISSUE DATE	FINAL PAYMENT DATE	INTEREST RATE	BEGINNING OUTSTANDING BALANCE 7/1/2014	REQUIREMENTS FOR FISCAL YEAR ENDING 06/30/15 INTEREST PAYABLE	PRINCIPAL PAYABLE	(9)+(10) TOTAL
<b>FUND: RTC Debt Service</b>										
MVFT Revenue Bond - 2007 (3180.003)	4	20 yrs	300,000,000	06/12/07	07/01/27	5.00	238,570,000	10,328,500	12,240,000	22,568,500
Sales Tax Revenue Bond - 2010 (3180.200)	4	20 yrs	69,595,000	02/23/10	07/01/28	5.00	59,590,000	2,637,150	2,630,000	5,267,150
MVFT Revenue Bond - 2010A1 (3180.040)	4	20 yrs	32,595,000	02/25/10	07/01/29	6.10/ 6.35	32,595,000	2,066,995		2,066,995
MVFT Revenue Bond - 2010B (3180.050)	4	20 yrs	51,180,000	02/25/10	07/01/29	5.00	51,180,000	2,559,000		2,559,000
Sales Tax Revenue Bond - 2010B (3180.210)	4	20 yrs	94,835,000	08/11/10	07/01/20	5.00	70,330,000	2,806,175	8,875,000	11,681,175
Sales Tax Revenue Bond - 2010C (3180.220)	4	20 yrs	140,560,000	08/11/10	07/01/30	5.10/ 6.15	140,560,000	8,073,093		8,073,093
MVFT Revenue Bond - 2011 (3180.002)	4	12 yrs	118,105,000	11/29/11	07/01/23	4.00/ 5.00	115,905,000	5,563,125	9,285,000	14,848,125
FTI Revenue Bond - 2014A (3180.700)	4	20	100,000,000	04/01/14	7/1/2034	5.00	100,000,000	3,649,163	0	3,649,163
FTI Revenue Bond - 2014B (3180.701)	4	20	230,000,000	11/01/14	1/1/2035	3.00/ 5.00	0	1,801,667	0	1,801,667
<b>TOTAL ALL DEBT SERVICE</b>			<b>1,136,870,000</b>				<b>808,730,000</b>	<b>39,484,868</b>	<b>33,030,000</b>	<b>72,514,868</b>

SCHEDULE C-1 - INDEBTEDNESS

RTC OF SOUTHERN NEVADA  
(Local Government)

Budget Fiscal Year 2014-2015







## LOBBYING EXPENSE ESTIMATE

---

---

Pursuant to NRS 354.600 (3), **each** (emphasis added) local government budget must obtain a separate statement of anticipated expenses relating to activities designed to influence the passage or defeat of legislation in an upcoming legislative session.

*Nevada Legislature: 78th Session; February 2, 2015 to June 1, 2015*

1. Activity: Transportation

---

2. Funding Source: Sales Tax

---

3. Transportation	\$	<u>16,800</u>
4. Lodging and meals	\$	<u>8,700</u>
5. Salaries and Wages	\$	<u>80,000</u>
6. Compensation to lobbyists	\$	<u>75,000</u>
7. Entertainment	\$	<u>          </u>
8. Supplies, equipment & facilities; other personnel and services spent in Carson City	\$	<u>5,000</u>
<b>Total</b>	<b>\$</b>	<b><u><u>185,500</u></u></b>

Entity: REGIONAL TRANSPORTATION COMMISSION OF SOUTHERN NEVADA

Budget Year 2014-2015

**Local Government:** REGIONAL TRANSPORTATION COMMISSION OF SOUTHERN NEVADA

**Contact:** CHARLES CHEATHAM, PURCHASING MANAGER

**E-mail Address:** cheathamc@rtcsonv.com

**Daytime Telephone:** 702-676-1536

Total Number of Existing Contracts:     21    

Line	Vendor	Effective Date of Contract	Termination Date of Contract	Proposed Expenditure FY 2013-14	Proposed Expenditure FY 2014-15	Reason or need for contract:
1	MV TRANSPORTATION INC	10/1/2013	9/30/2016	39,390,677	42,888,812	Fixed Route System Operations and Bus Maintenance
2	KEOLIS TRANSIT AMERICA INC	7/7/2013	7/6/2018	44,364,472	46,175,240	Fixed Route System Operations and Bus Maintenance
3	LOUS BERGER GROUP	4/12/2012	4/12/2015	874,208	400,000	Boulder City Bypass Phase II Design
4	CLEAN ENERGY FUELS	4/10/2008	6/30/2018	761,196	799,256	RTC Sites-CNG Management and Maintenance Services
5	FIRST TRANSIT	7/1/2007	8/2/2014	41,244,937	3,191,170	CAT Specialized Services (Paratransit)
6	ESCAPE ADVENTURES	3/1/2012	2/28/2015	98,950	101,919	Bicycle Storage and maintenance of the E-Bike Program and Bicycle Rental Program
7	GREG GILBERT	4/15/2013	6/30/2018	250,000	275,000	Inhouse Legal Counsel
8	THOMPSON COBURN LLP		6/30/2015	500,000	300,000	Legal and Consulting Services
9	MOSS ADAMS	7/1/2013	6/30/2015	59,246	61,023	Annual Financial Statement Audit
10	ACCESSIBLE SPACE INC/NCEP	10/1/2009	9/30/2015	432,687	445,668	ADA Paratransit Services-Functional Ability Assessments
11	Veolia Transportation	8/3/2014	8/2/2024	-	31,210,603	
12	Allied Barton Security	12/28/2009	2/28/2015	4,718,649	4,738,776	Security Services for Transit System and Facilities
13	GRESH GROUP	1/1/2010	12/31/2013	35,000	-	Professional Services for Government Relations
14	CA GROUP, INC.	3/21/2012	12/31/2013	100,000	-	Regional bicycle and pedestrian counts
15	JACOBS ENGINEERING GROUP INC.	9/8/2010	9/7/2014	1,000,000	1,200,000	Program Management Consulting Services
16	CH2M Hill	9/23/2010	2/28/2014	150,000	-	US 95 Access Alternatives Study & Henderson Pedestrian Study
17	Kimley-Horn & Assoc.	8/26/2010	2/28/2014	200,000	-	Before and After Studies & Bike Analysis
18	SOUTHERN NEVADA TRANSIT COALITION	7/1/2011	9/25/2014	1,680,660	2,346,862	Funding Agreement for State Contracted Rural Transit Services, and Henderson Express Fixed Route Transit Service
19	PARSONS BRINCKERSHOFF	12/13/2012	3/31/2014	400,000	-	Complete Streets Study
20	HDR, INC	1/10/2013	6/30/2014	250,000	-	Regional pedestrian infrastructure and analysis
21	LOWERY'S MULTISPORTS RACES	1/28/2013	10/31/2013	177,500	-	2013 Viva Bike Vegas
	<b>Total Proposed Expenditures</b>			<b>136,688,182</b>	<b>134,134,330</b>	

**Local Government:** REGIONAL TRANSPORTATION COMMISSION OF SOUTHERN NEVADA

**Contact:** CHARLES CHEATHAM, PURCHASING MANAGER

**E-mail Address:** [cheathamc@rtcsonv.com](mailto:cheathamc@rtcsonv.com)

**Daytime Telephone:** 702-676-1536

Total Number of Privatization Contracts:

4

Line	Vendor	Effective Date of Contract	Termination Date of Contract	Duration (Months/ Years)	Proposed Expenditure FY 2013-14	Proposed Expenditure FY 2014-15	Position Class or Grade	Number of FTEs employed by Position Class or Grade	Equivalent hourly wage of FTEs by Position Class or Grade	Reason or need for contract:
1	URS CORPORATION	10/1/2013	9/30/2016	3.0	1,000,000	1,000,000	Marketing Coordinator	5	\$ 33.50	Program Administration- Club Ride Commuter Services TDM Program
							Supervisor	1	\$ 45.00	
2	JAN PRO	7/1/2013	6/30/2015	2.0	275,208	275,208	Custodian	5	\$ 18.00	Custodial Services for Simmons Maint. Facility, South Strip Transfer Terminal, & UNLV TC
							Supervisor	1	\$ 25.00	
3	CAPTECH INC.	1/3/2010	1/31/2015	5.1	364,000	374,920	Equipmnet Tech.	4	\$ 25.00	Ticket Vending Machine Maintenance Services
							Supervisor	1	\$ 35.00	
4	SILVER STATE	1/10/2013	6/30/2017	4.0	323,606	323,606	Custodian	6	\$ 18.00	Bonneville TC and Sunset Maint. Facility Janitorial
							Supervisor	1	\$ 25.00	
Total		2/28/2015			1,962,814	1,973,734		24		

**AFFIDAVIT OF PUBLICATION**

STATE OF NEVADA)  
COUNTY OF CLARK) SS:

**REGIONAL TRANSPORTATION COMM  
STE 350  
600 S GRAND CENTRAL PKWY  
LAS VEGAS NV 89106-4512**


**Account # 22409  
Ad Number 0000173515**

Stacey M. Lewis, being 1st duly sworn, deposes and says: That she is the Legal Clerk for the Las Vegas Review-Journal and the Las Vegas Sun, daily newspapers regularly issued, published and circulated in the City of Las Vegas, County of Clark, State of Nevada, and that the advertisement, a true copy attached for, was continuously published in said Las Vegas Review-Journal and / or Las Vegas Sun in 1 edition(s) of said newspaper issued from 05/06/2014 to 05/06/2014, on the following days:

**05 / 06 / 14**

*Stacey M. Lewis*  
\_\_\_\_\_  
LEGAL ADVERTISEMENT REPRESENTATIVE  
Subscribed and sworn to before me on this 6th day of May, 2014

Notary *Mary Lee*  
\_\_\_\_\_



• **PUBLIC HEARING** •

**NOTICE OF PUBLIC HEARING  
ON THE  
REGIONAL TRANSPORTATION  
COMMISSION FISCAL YEAR 2015  
TENTATIVE BUDGET  
THURSDAY, MAY 15, 2014  
8:45 A.M.**

Regional Transportation Commission  
500 S. Grand Central Parkway, Clark County  
Commission Chambers  
Las Vegas, NV 89155

In accordance with Nevada Revised Statutes (NRS 354.596) notice is hereby given that a public hearing will be held to present the Fiscal Year 2015 Tentative Budget for the Regional Transportation Commission of Southern Nevada. The Tentative Budget has been prepared in such detail and on appropriate forms as prescribed by the Nevada Department of Taxation.

Copies of the Fiscal Year Tentative Budget can be viewed at the Regional Transportation Commission, 600 S. Grand Central Parkway, Las Vegas, NV, or at the Office of the County Clerk, 500 S. Grand Central Parkway, Las Vegas, NV.

Questions: Contact Marc Traasdahl  
Regional Transportation Commission  
600 S. Grand Central Parkway  
Las Vegas, NV 89106  
Phone: (702) 676-1500  
TDD: (702) 676-1834  
[www.rtcsnv.com](http://www.rtcsnv.com)

